

CONTENTS

	Page No.
Fund's Information	1
Mission & Vision Statement.....	2
Report of the Directors of the Management Company	3
Condensed Interim Statement of Assets and Liabilities	6
Condensed Interim Income Statement	7
Condensed Interim Statement of Comprehensive Income	8
Condensed Interim Distribution Statement	9
Condensed Interim Statement of Movement in Unit Holders' Funds....	10
Condensed Interim Statement of Cash Flows.....	11
Notes to the Condensed Interim Financial Information	12

FUND'S INFORMATION

Management Company:	Alfalalah GHP Investment Management Limited 8-B,8th Floor, Executive Tower, Dolmen City, Block-4, Clifton, Karachi.
Board of Directors of the Management Company:	<ul style="list-style-type: none">- Ms. Maheen Rahman- Syed Ali Sultan- Mr. David Burlison- Mr. Hanspeter Beier- Mr. Amin Dawood Saleh- Mr. Muhammad Asif Saad- Mr. Abid Naqvi
CFO & Company Secretary of the Management Company:	- Syed Muhammad Zeeshan
Audit Committee:	<ul style="list-style-type: none">- Syed Ali Sultan- Mr. Abid Naqvi- Mr. Amin Dawood Saleh
Trustee:	MCB Financial Services Limited 3rd Floor, Adamjee House, I.I. Chundrigarh Road, Karachi.
Fund Manager:	- Syed Saifullah Kazmi
Bankers to the Fund:	Bank Alfalah Limited
Auditors:	KPMG Taseer Hadi & Co. Chartered Accountants First Floor, Sheikh Sultan Trust Building No. 2 Beaumont Road P.O. Box 8517, Karachi.
Legal Advisor:	Bawaney & Partners Room No. 404, 4th Floor Beaumont Plaza, 6-cl-10 Beaumont Road, Civil Lines Karachi.
Registrar:	Alfalalah GHP Investment Management Limited 8-B,8th Floor, Executive Tower, Dolmen City, Block-4, Clifton, Karachi.
Distributor:	Bank Alfalah Limited
Rating:	Stability Rating AAA(f) by PACRA

MISSION STATEMENT

Alfalah GHP Cash Fund will invest its assets in a prudent mix of short-term Government securities, placements and bank deposits so as to optimize the returns for its unit holders while maintaining liquidity and capital preservation as its primary goals

VISION STATEMENT

Alfalah GHP Cash Fund aims to become a preferred investment choice for investors having requirement of regular and steady income stream with preference on capital preservation and liquidity

DIRECTORS' REPORT

For the nine month period ended 31 March, 2014

To our valued Unit Holders,

On behalf of the Board of Directors, I am pleased to present the Financial Statements of Alfalah GHP Cash Fund (AGCF), for the nine months ended 31 March, 2014. The Financial Statements of the Schemes prepared by the Management Company present true and fair view of the state of affairs of the Schemes and results of their operations, cash flows and movement in unit holders' funds.

Economic Review

Economic indicators have begun to signal the beginnings of a turnaround in economic activity.

Overall growth in Large Scale Manufacturing (LSM) at 6.05% for the 7 month period Jul '13 - Jan '14 was driven mainly by exceptionally strong growth in Food, Beverage, and Tobacco sector, and the Fertilizer sector, which benefitted from increased supply of gas during the period. FY14 LSM growth will remain steady at 5% and resultantly, this improvement should deliver a higher GDP growth of over 4.5% as compared to the IMF's original target of 2.5%.

Inflation remained in check during 3QFY14 with the monthly CPI number down to 8.5% in March 2014. Core inflation further dipped in March to 7.6%, and Cumulative 9MFY14 CPI numbers now stand at 8.6%. Thus, the real interest rate stands at approximately 1.4%.

Current account for the month of Feb '14 posted a surplus of USD 164 million, taking the 8MFY14 current account deficit to USD 2 billion compared to USD 0.8 billion during the same period last year. Recently released data for Trade deficit (-5%MoM) and Remittances (+11%MoM) suggest further surplus in Mar'14.

Meanwhile, the PKR has shown appreciation against the USD during the period, and is expected to gain further strength going forward as USD inflows have picked up and further inflows are expected on account of Pakistan Development Fund, auction of 3G/4G licenses, Eurobond issue, Coalition Support Fund, and positive response from multilateral donor agencies .

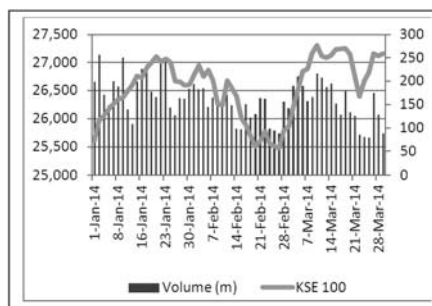
With no immediate risk to inflation, controlled parity, rising reserves, and manageable balance of payments as expected inflows are likely to finance the decline in exports, the SBP may get room to cut interest rates in CY14.

The pace of this recovery and its sustainability hinges on the governments continued ability to raise external financing to fund the budget deficit, given that tax revenues have fallen short of targets over this period. Positive efforts have been seen in this regard; should this sustain, domestic economic environment can be expected to improve with resultant positive benefits on capital markets.

Capital Markets Review

EQUITIES REVIEW

Despite a bearish spell from end-Jan to end-Feb which saw the KSE-100 dip 6%, the market recorded another appreciable performance in 3QFY14 as a 5.3% increase in March took the KSE-100's net return to 7.5% for the period taking the 9MFY14 gain to 29.3%. The February market decline was mostly driven by foreign selling, as foreign investors booked gains which accrued to them due to the sharp appreciation in the PKR. Overall, the quarter



closed positive due to improving macro situation and news of Pakistan's increased weightage in MSCI FM index.

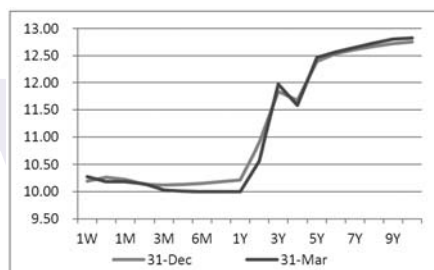
The 6.97% appreciation in the value of the PKR, while a boon for import dependent sectors, has proved a bane for exporting sectors, thus valuations for the Textile sector have been revised downwards, while Autos and Pharmaceutical companies have had their earnings forecasts revised upwards.

With the interest rate outlook having stabilized went, there are increasing expectations of a cut in the benchmark discount rate in the next Monetary Policy Statement due to be announced in May 2014. If this happens, it could provide a further boost to the equity markets.

MONEY MARKET REVIEW

SBP having tightened the monetary policy in 1HFY14 due to inflationary pressures and external side issues opted to maintain the discount rate steady at 10% in anticipation of improvement in macroeconomic indicators and a better foreign exchange reserve position.

Thereon, lower than expected inflation numbers, improving exchange rate, and a generally improving macro-economic picture has led to a stable outlook on interest rates for the remaining part of the current fiscal year.

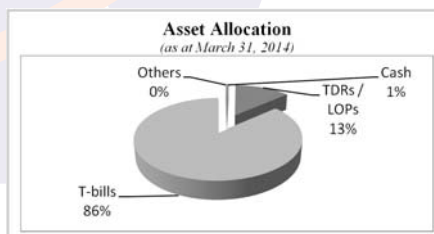


Fund Operations and Performance

Alfalah GHP Cash Fund

During 3QFY14, Alfalah GHP Cash Fund (AGCF) generated a return of 8.26% p.a. versus the benchmark return of 7.31% p.a., taking the return for 9MFY14 to 7.82% p.a.

The fund faced maturities from TDR placements, which were rolled over at premium rates where possible, or invested into high yielding T-Bills. Tight liquidity kept the short term paper high,



which allowed the capture of high yields. The fund aimed to increase its duration throughout the quarter to capture stable returns, and reduce the impact of adverse revaluations.

Going forward, the fund will aim to increase its duration to the maximum allowable limit of 45 days. This will allow the capture of more stable yields that have remained relatively unaffected by adverse revaluation fluctuations in shorter tenors.

During the period, the SECP approved the change of the fund's benchmark to: 'Average three (3) month deposit rate of three AA rated banks'.

This change was made in order to simplify the benchmark from the previous: '70% three (3) month PKRV + 30% AA Bank average deposit rate of three (3) months after deducting all the expenses which are charged to the scheme as per the Regulations'.

The Pakistan Credit Rating Agency (PACRA) has upgraded the Fund's stability rating to 'AAA (f)' (Triple A - fund rating).

Key Financial Data

Rs. In million

Description	Nine month period ended 31 March 2014	Nine month period ended 31 March 2013
Net Assets at end of the period	2,559.24	2,683.85
Gross income	199.08	239.68
Net Comprehensive Income	163.76	200.09
Net Assets Value per Unit (Rs.)	500.60	500.53
Issuance of units during the period	2,003.87	839.33
Redemption of units during the period	2,416.29	1,765.61

Cumulative interim payouts during the period

Dividend per unit	28.35
-------------------	-------

Acknowledgement

The Directors express their gratitude to the Securities and Exchange Commission of Pakistan for its valuable support, assistance, and guidance. The Board also thanks the employees of the Management Company and the Trustee for their dedication and hard work and the unit holders for their confidence in the Management.


 For and on behalf of the Board

Maheen Rahman
Chief Executive

Date April 24, 2014

**CONDENSED INTERIM STATEMENT OF
ASSETS AND LIABILITIES
AS AT 31 MARCH 2014**

		(Un-audited) March 31, 2014	(Audited) June 30, 2013
------(Rupees)-----			
<i>Note</i>			
Assets			
Bank balances	5	209,173,500	931,051,181
Investments	6	2,377,241,344	1,980,514,224
Profit receivable		3,504,064	6,687,406
Prepayments		5,499	121,000
Preliminary expenses and floatation costs		601,921	1,080,020
Total assets		2,590,526,328	2,919,453,831
Liabilities			
Payable to Alfalah GHP Investment Management Limited - Management Company	7	6,841,457	2,950,470
Payable to Central Depository Company of Pakistan Limited - (Outgoing Trustee)		-	188,506
Payable to MCB Financial Services Limited - (Incoming Trustee)		185,675	-
Payable to Securities and Exchange Commission of Pakistan - Annual fee		1,607,102	2,215,062
Accrued expenses and other liabilities	8.	22,651,835	26,158,033
Total liabilities		31,286,069	31,512,071
Contingencies and Commitments	9.	-	-
Net assets		2,559,240,259	2,887,941,760
Unit holders' funds (as per statement attached)		2,559,240,259	2,887,941,760
(Number of units)			
Number of units in issue		5,112,374	5,772,161
(Rupees)			
Net asset value per unit		500.60	500.32

The annexed notes 1 to 14 form an integral part of these condensed interim financial statements.

**For Alfalah GHP Investment Management Limited
(Management Company)**

Chief Executive

Director

**CONDENSED INTERIM INCOME STATEMENT (UNAUDITED)
FOR THE NINE MONTHS AND QUARTER ENDED 31 MARCH 2014**

	Note	Nine Months ended		Quarter ended	
		March 31, 2014	March 31, 2013	March 31, 2014	March 31, 2013
		------(Rupees)-----		------(Rupees)-----	
Income					
Capital gain on sale of investments		(80,404)	2,931,076	(48,912)	73,740
Profit from term deposit receipts		24,292,751	22,236,904	6,945,497	13,256,356
Income from placements		9,993,133	1,043,447	4,154,438	8,24,863
Profit on deposit accounts with banks		7,348,026	6,920,851	1,217,683	2,462,769
Unrealised appreciation / (diminution) in the value of investments					
-'at fair value through profit or loss'		(330,482)	550,036	111,371	(2,226,245)
Income from government securities	6.2	157,859,266	206,005,892	49,946,796	47,951,937
Total income		199,082,290	239,688,206	62,326,873	62,343,420
Expenses					
Remuneration of Alfalah GHP Investment Management Limited - Management Company		21,427,997	22,621,149	6,297,637	6,837,489
Sales tax on Management fee	7.1	3,977,041	3,619,384	1,168,842	1,093,998
FED on Management Fee	7.2	3,428,480	-	1,007,623	-
Remuneration of Central Depository Company of Pakistan Limited - (Outgoing Trustee)		-	314,233	-	-
Remuneration of MCB Financial Services Limited - (Incoming Trustee)		1,736,093	1,585,869	525,805	558,195
Annual fee - Securities and Exchange Commission of Pakistan		1,607,103	1,696,586	472,327	512,812
Amortisation of preliminary expenses and floatation costs		478,100	478,070	157,049	157,030
Bank and settlement charges		57,315	43,473	22,882	16,203
Auditors' remuneration		322,783	344,851	106,020	122,018
Legal and Professional Charges		-	67,562	-	22,192
Brokerage		154,367	126,157	20,951	20,552
Provision for worker welfare fund	8.1	3,342,058	4,083,521	1,079,895	1,050,449
Fees and subscriptions		205,733	203,232	67,591	67,563
Printing and Publication Charges		150,145	150,137	49,321	49,315
Total expenses		36,887,215	35,334,224	10,975,943	10,507,816
Net income from operating activities		162,195,075	204,353,982	51,350,930	51,835,604
Net element of income / (loss) and capital gain / (losses) included in prices of units issued less those in units redeemed		1,565,732	(4,261,452)	1,563,879	(363,624)
Net income for the period		163,760,807	200,092,530	52,914,809	51,471,980

The annexed notes 1 to 14 form an integral part of these condensed interim financial statements.

**For Alfalah GHP Investment Management Limited
(Management Company)**

Chief Executive

Director

**CONDENSED INTERIM STATEMENT OF COMPREHENSIVE INCOME (UNAUDITED)
FOR THE NINE MONTHS AND QUARTER ENDED 31 MARCH 2014**

	Nine Months ended		Quarter ended	
	March 31, 2014	March 31, 2013	March 31, 2014	March 31, 2013
	------(Rupees)-----		------(Rupees)-----	
Net income for the period	163,760,807	200,092,530	52,914,809	51,471,980
Other comprehensive income for the period	-	-	-	-
Total comprehensive income for the period	163,760,807	200,092,530	52,914,809	51,471,980

The annexed notes 1 to 14 form an integral part of these condensed interim financial statements.



**For Alfalah GHP Investment Management Limited
(Management Company)**

Chief Executive

Director

**CONDENSED INTERIM DISTRIBUTION STATEMENT (UNAUDITED)
FOR THE NINE MONTHS AND QUARTER ENDED 31 MARCH 2014**

	Nine Months ended		Quarter ended	
	March 31, 2014	March 31, 2013	March 31, 2014	March 31, 2013
	------(Rupees)-----		------(Rupees)-----	
Undistributed income brought forward:				
Realised	447,050	5,835,435	2,955,550	972,675
Unrealised	1,413,896	(784,709)	(441,853)	2,776,281
	1,860,946	5,050,726	2,513,697	3,748,956
 Net income for the period	163,760,807	200,092,530	52,914,809	51,471,980
 Interim distribution for the period:				
- Cash dividend of Rs. 28.35 per unit (2013: 33.79 per unit)	(78,480,278)	(108,042,431)	(21,285,096)	(29,783,582)
- Issue of 168,175 bonus units (2013: 188,508 units)	(84,088,949)	(94,256,259)	(31,090,884)	(22,592,788)
	1,191,580	(2,206,160)	538,829	(904,390)
Undistributed income / (loss) carried forward:				
Realised	3,383,008	2,295,295	2,941,155	5,070,811
Unrealised	(330,482)	550,036	111,371	(2,226,245)
	3,052,526	2,844,566	3,052,526	2,844,566

The annexed notes 1 to 14 form an integral part of these condensed interim financial statements.

**For Alfalah GHP Investment Management Limited
(Management Company)**

Chief Executive

Director

**CONDENSED INTERIM STATEMENT OF MOVEMENT IN
UNIT HOLDERS' FUNDS (UNAUDITED)
FOR THE NINE MONTHS AND QUARTER ENDED 31 MARCH 2014**

	Nine Months ended		Quarter ended	
	March 31, 2014	March 31, 2013	March 31, 2014	March 31, 2013
	------(Rupees)-----		------(Rupees)-----	
Net assets at the beginning of the period	2,887,941,760	3,513,821,870	2,413,598,064	2,727,252,453
Issue of 3,990,828 units (2013: 1,670,328 units) and 1,499,406 units (2013: 671,651 units) for the nine months and quarter respectively	2,003,875,819	839,336,568	753,246,528	337,139,208
Redemption of 4,818,789 units (2013: 3,514,366 units) and 1,271,381 units (2013: 801,827 units) for the nine months and quarter respectively	(2,416,292,117)	(1,765,618,581)	(637,670,167)	(402,591,475)
	(412,416,298)	(926,282,013)	115,576,361	(65,452,267)
Element of income / (loss) and capital gains / (losses) included in prices of units sold less those in units repurchased				
- amount representing accrued (income) / loss and realised capital (gains) / losses - transferred to the Income Statement	(1,565,732)	4,261,452	(1,563,879)	363,642
Interim bonus distribution of 168,175 units for the period (2013: 188,508 units)	84,088,949	94,256,259	31,090,884	22,592,788
Capital gain on sale of investments	(80,404)	2,931,076	(48,912)	73,740
Unrealised (diminution) in the value of investments				
-at fair value through profit or loss'	(330,482)	550,036	111,371	(2,226,245)
Other net (loss) / income for the period	164,171,693	196,611,418	52,852,350	53,624,466
Interim distribution for the period:				
- Cash dividend of Rs. 28.35 per unit (2013: 33.79 per unit)	(78,480,278)	(108,042,431)	(21,285,096)	(29,784,381)
- Issue of 168,175 bonus units (2013: 188,508 units)	(84,088,949)	(94,256,259)	(31,090,884)	(22,592,788)
Net income for the period less distribution	1,191,580	(2,206,160)	538,829	(905,208)
Net assets at the end of the period	2,559,240,259	2,683,851,408	2,559,240,259	2,683,851,408
Net asset value per unit at the beginning of the period	500.32	500.72	500.56	500.69
Net asset value per unit at the end of the period	500.60	500.53	500.60	500.53

The annexed notes 1 to 14 form an integral part of these condensed interim financial statements.

**For Alfalah GHP Investment Management Limited
(Management Company)**

Chief Executive

Director

**CONDENSED INTERIM STATEMENT OF
CASH FLOWS (UNAUDITED)
FOR THE NINE MONTHS AND QUARTER ENDED 31 MARCH 2014**

	Nine Months ended		Quarter ended	
	March 31, 2014	March 31, 2013	March 31, 2014	March 31, 2013
Note	------(Rupees)-----		------(Rupees)-----	
CASH FLOWS FROM OPERATING ACTIVITIES				
Net income for the period	163,760,807	200,092,530	52,914,809	51,471,980
Adjustments for:				
Unrealised appreciation / (diminution) in the value of investments				
-at fair value through profit or loss'	330,482	(550,036)	(111,371)	2,226,245
Profit on deposit accounts with banks	(7,348,026)	(6,920,851)	(1,217,683)	(2,462,769)
Amortisation of preliminary expenses and floatation costs	478,100	478,070	157,049	157,030
Profit from term deposit receipts	(24,292,751)	(22,236,904)	(6,945,497)	(13,256,356)
Income from placements	(9,993,133)	(1,043,447)	(4,154,438)	(824,863)
Provision for worker welfare fund	3,342,058	4,083,521	1,079,895	1,050,449
Net element of income / (loss) and capital gain / (losses) included in prices of units issued less those in units redeemed	(1,565,732)	4,261,452	(1,563,879)	363,624
	<u>124,711,805</u>	<u>178,164,335</u>	<u>40,158,885</u>	<u>38,725,340</u>
(Increase) / decrease in assets				
Investments	(397,057,602)	661,330,441	(1,674,592,091)	(666,190,225)
Advances, deposits and other receivables	115,501	(189,185)	9,387	(173,335)
	<u>(396,942,101)</u>	<u>661,141,256</u>	<u>(1,674,582,704)</u>	<u>(666,363,560)</u>
Increase / (decrease) in liabilities				
Payable to Alfalah GHP Investment Management Limited - Management Company	3,890,987	(251,252)	888,801	(122,445)
Payable to Central Depository Company of Pakistan Limited - (Outgoing Trustee)	(188,506)	(282,343)	(188,506)	-
Payable to MCB Financial Services Limited - (Incoming Trustee)	185,675	188,489	174,014	(6,000)
Payable to Securities and Exchange Commission of Pakistan - Annual fee	(607,960)	506,345	472,327	513,335
Accrued expenses and other liabilities	(6,848,255)	(205,202)	7,195,695	(48,227)
	<u>(3,568,059)</u>	<u>(43,963)</u>	<u>8,542,331</u>	<u>336,663</u>
Dividend and profit received	44,817,249	31,355,303	19,993,248	21,323,224
Net cash flows from operating activities	<u>(230,981,106)</u>	<u>870,616,931</u>	<u>(1,605,888,240)</u>	<u>(605,978,333)</u>
CASH FLOWS FROM FINANCING ACTIVITIES				
Amount received on issue of units	2,003,875,819	839,336,568	753,246,530	337,139,208
Payment against redemption of units	(2,416,292,117)	(1,765,618,581)	(637,670,167)	(402,591,475)
Cash dividend Paid	(78,480,278)	(108,042,431)	(21,285,094)	(29,784,381)
Net cash flows (used in) financing activities	<u>(490,896,576)</u>	<u>(1,034,324,444)</u>	<u>94,291,269</u>	<u>(95,236,648)</u>
Net increase in cash and cash equivalents during the period	(721,877,682)	(163,707,513)	(1,511,596,971)	(701,214,981)
Cash and cash equivalents at beginning of the period	931,051,181	568,139,139	1,720,770,470	1,105,646,607
Cash and cash equivalents at end of the period	<u>209,173,499</u>	<u>404,431,626</u>	<u>209,173,499</u>	<u>404,431,626</u>

The annexed notes 1 to 14 form an integral part of these condensed interim financial statements.

**For Alfalah GHP Investment Management Limited
(Management Company)**

Chief Executive

Director

**NOTES TO THE CONDENSED INTERIM
FINANCIAL STATEMENTS (UNAUDITED)
FOR THE NINE MONTHS AND QUARTER ENDED 31 MARCH 2014**

1. LEGAL STATUS AND NATURE OF BUSINESS

Alfalah GHP Cash Fund is an open-end collective investment scheme ("the Fund") established through a Trust Deed under the Trust Act, 1882, executed between Alfalah GHP Investment Management Limited, ("the Management Company") and Central Depository Company of Pakistan Limited, ("the trustee"). The Trust Deed was executed on 23 October 2009 and was approved by the Securities and Exchange Commission of Pakistan (SECP) in accordance with the Non-banking Finance Companies (Establishment and Regulation) Rules, 2003 (NBFC Rules) on 07 October 2009.

The Management Company of the Fund has been licensed by SECP to act as an Asset Management Company under NBFC Rules. The principal office of the Management Company is situated at 8-B 8th Floor, Executive Tower, Dolmen City, Block 4 Clifton, Karachi.

Alfalah GHP Cash Fund is listed on the Karachi Stock Exchange. The Units of the Fund are offered to public on a continuous basis. The units are transferable and can be redeemed by surrendering them to the Fund. The Fund offers two types of Units, Growth and Income. Growth Unit Holders are entitled to bonus units and Income Unit Holders are entitled to cash dividend at the time of distribution by Fund.

The Fund is categorized as a 'money market scheme' and can invest in money market securities and placements as authorized in Fund Offering Documents.

The Pakistan Credit Rating Agency Limited (PACRA) has assigned asset management rating of 'AM3' to the Management Company and AAA (f) to the Fund.

The trustee of the Fund has been changed from Central Depository Company of Pakistan Limited (Outgoing Trustee) to MCB Financial Services Limited (Incoming Trustee). The "Title" to the assets of the Fund are now held in the name of MCB Financial Services Limited as the Trustee of the Fund.

These condensed interim financial statements comprise of the condensed interim statement of assets and liabilities as at 31 March 2014 and the related condensed interim income statement, condensed interim statement of comprehensive income, condensed interim distribution statement, condensed interim statement of movement in unit holders' funds, condensed interim statement of cash flows and notes thereto, for the nine months and quarter ended 31 March 2014.

2. BASIS OF PRESENTATION

2.1 Statement of compliance

These condensed interim financial statements have been prepared in accordance with the requirement of approved accounting standards as applicable in Pakistan, the Trust Deed, the Non-Banking Finance Companies (Establishment and Regulation) Rules, 2003 (the NBFC Rules), the Non-Banking Finance Companies and Notified Entities Regulations, 2008 (the NBFC Regulations) and directives issued by the Securities and Exchange Commission of Pakistan (SECP). Approved accounting standards comprise of such International Financial Reporting Standards (IFRSs) issued by the International Accounting Standards Board as are notified under the Companies Ordinance, 1984. Wherever the requirements of the Trust Deed, the NBFC Rules, the NBFC Regulations or directives issued by SECP differ with the requirements of IFRSs, the requirements of the Trust Deed, the NBFC Rules, the NBFC Regulations or the directives issued by SECP shall prevail.

The disclosures made in these condensed interim financial statements have, however, been limited based on the requirements of the International Accounting Standard 34, 'Interim Financial Reporting'

and should be read in conjunction with the financial statements of the Fund for the year end 30 June 2013. These condensed interim financial statements are unaudited.

2.2 Basis of measurement

These condensed interim financial information have been prepared under the historical cost convention, except that investments held at 'fair value through profit or loss' category are measured at fair value.

2.3 Functional and presentation currency

These condensed interim financial information are presented in Pak Rupees which is the functional and presentation currency of the Fund and have been rounded off to the nearest thousand of Rupees.

2.4 Use of estimates and judgment

The preparation of condensed interim financial information requires the Management Company to make judgments, estimates and assumptions that affect the application of accounting policies and the reported amounts of assets and liabilities, income and expense. Actual results may differ from these estimates. The significant judgments made by the Management in applying accounting policies and the key sources of estimating uncertainty are the same as those that applied to financial statements as at and for the year ended 30 June 2013.

3. SIGNIFICANT ACCOUNTING POLICIES

The accounting policies adopted in the preparation of these condensed interim financial statements are same as those applied in the preparation of the financial statements of the Fund for the year ended 30 June 2013.

3.1 Earnings per unit

Earnings per unit (EPU) has not been disclosed as in the opinion of the management determination of weighted average units for calculating EPU is not practicable.

4. FINANCIAL RISK MANAGEMENT

The Fund's financial risk management objectives and policies are consistent with those disclosed in the financial statements as at and for the year ended 30 June 2013.

	<i>Note</i>	(Un-audited) March 31, 2014	(Audited) June 30, 2013
		----- (Rupees) -----	
5. BANK BALANCES			
In deposit accounts	5.1	9,173,500	81,051,181
In term deposit receipts	5.1	200,000,000	850,000,000
		<u>209,173,500</u>	<u>931,051,181</u>

5.1 These balances in saving deposit accounts maintained with various banks carrying mark-up rates of 6.00% to 9.25 % (2013: 6.00% to 11.00%) per annum. This Includes Rs.55.636 million (2013: Rs. 81.050 million) with a related party that carry mark-up ranging from 6.00 % to 8.75%.

5.2 This represents term deposit receipt maintained with Allied Bank Limited carrying mark-up rate of 10.00 % (2013: 9.75% to 9.90%) per annum and will mature on 03 April 2014 (2013: upto 08 July 2013).

	(Un-audited) March 31, 2014	(Audited) June 30, 2013
Note	----- (Rupees) -----	
6. INVESTMENTS		
At fair value through profit or loss - held for trading		
Market treasury bills	6.1 2,237,239,426	1,980,514,224
Held to Maturity		
Letter of placement	6.3 <u>140,001,918</u>	-
	<u>2,377,241,344</u>	<u>1,980,514,224</u>

6.1 Market Treasury Bills

Issue date	Note	As at July 01, 2013	Purchased during the period	Sold / matured during the period	As at March 31, 2014	Carrying amount as at March 31, 2014	Market value as at March 31, 2014	Unrealised (loss) on revaluation	Fair value as a percentage of net assets	Fair value as a percentage of total investments
		----- (No. of Certificates) -----				----- (Rupees) -----			----- (%) -----	
Treasury bills - having face value of Rs.100 each										
Maturity upto 3 months	6.1.1	15,200,000	90,228,000	82,821,000	22,607,000	2,237,763,976	2,237,239,426	(524,550)	0.93	0.94
Maturity upto 6 months	6.1.2	4,930,000	16,240,000	21,170,000	-	-	-	-	-	-
Maturity upto 12 months		-	11,740,000	11,740,000	-	-	-	-	-	-
		<u>20,130,000</u>	<u>118,208,000</u>	<u>115,731,000</u>	<u>22,607,000</u>	<u>2,237,763,976</u>	<u>2,237,239,426</u>	<u>(524,550)</u>		

6.1.1 These represents Market Treasury Bills having face value of Rs. 2260 Billion (30 June 2013: Rs. 1,520 million) and carrying purchase yield ranging between 9.32% to 9.45% (30 June 2013: 8.91% to 9.46%) per annum. These Treasury Bills have maturity upto 12 June 2014 (30 June 2013: 19 September 2013).

6.2 Net unrealized (diminution) / appreciation in the value of investments classified as 'at fair value through profit or loss'	(Un-audited) March 31, 2014	(Audited) June 30, 2013
	---- (Number of Shares) ----	
Fair value of investments classified as 'at fair value through profit or loss'	2,237,239,426	1,980,514,224
Cost of investments classified as 'at fair value through profit or loss'	<u>(2,237,763,976)</u>	<u>(1,980,708,292)</u>
Net unrealised diminution in the value of investments 'at fair value through profit or loss'	(524,550)	(194,068)
Net unrealised appreciation in the value of investments at the beginning of the period / year	194,068	1,607,964
Net unrealised (diminution) / appreciation in the value of investments at the end of the period / year	<u>(330,482)</u>	<u>1,413,896</u>

6.3 This letter of placement with Pak Brunei Investment Company carries mark-up rate of 10.05% per annum and will mature on 18 April 2014 and has a credit rating of AA+. Investment in letter of placement represent 5.89% of total investments on the basis of face value and 5.47% of net assets on the basis of face value.

7. PAYABLE TO ALFALAH GHP INVESTMENT MANAGEMENT LIMITED - MANAGEMENT COMPANY

The Management Company is entitled to remuneration for services rendered to the Fund under the provisions of the Non-Banking Finance Companies and Notified Entities Regulations, 2008, of an amount not exceeding 3% per annum of the average daily net assets of the Fund during first five years of the Fund's existence and thereafter an amount equal to 2% per annum of such assets of the Fund. Currently, the Management Fee is charged at the rate 1.00% of the average daily net assets of the Fund.

	March 31, 2014	June 30, 2013
Note	----- (Rupees) -----	
Management fee	2,245,690	2,319,893
Sindh Sales Tax Payable on remuneration of Management Company	7.1 907,886	371,176
FED payable on remuneration of Management Company	7.2 3,687,882	259,401
	<u>6,841,457</u>	<u>2,950,470</u>

- 7.1 Effective from 1 July 2011, through The Sindh Sales Tax on Services Act, 2011, sales tax at the rate 16% is imposed on the fund management services. Remuneration to the management company charged to the Fund during the period includes the imposed tax.
- 7.2 As per the requirements of the Finance Act 2013, Federal Excise Duty (FED) at the rate of 16% on the services of the Management Company has been applied effective June 13, 2013. The Management Company is of the view that since the remuneration is already subject to provincial sales tax, further levy of FED results in double taxation, which does not appear to be the spirit of the law. The matter has been collectively taken up by the Management Company jointly with other Asset Management Companies and Central Depository Company of Pakistan Limited on behalf of schemes through a Constitutional Petition filed in the Honourable Sindh High Court (SHC) during September 2013 which is pending adjudication. However, the SHC has issued a stay order against the recovery of FED. In view of the pending decision, as a matter of abundant caution, the remuneration of the Management Company charged to the Fund during the period includes the imposed FED effective from June 13, 2013.

8. ACCRUED EXPENSES AND OTHER LIABILITIES	(Un-audited) March 31, 2014	(Audited) June 30, 2013
	----- (Rupees) -----	
	<i>Note</i>	
Auditors' remuneration	363,133	310,000
Distribution payable	6,410,815	12,144,519
Provision for Workers' Welfare Fund	8.1 15,112,754	11,770,696
Redemption Payable	570,690	1,753,189
Brokerage payable	3,888	9,554
Other payables	190,555	170,075
	<u>22,651,835</u>	<u>26,158,033</u>

8.1 PROVISION OF WORKERS' WELFARE FUND

The Finance Act 2008 introduced an amendment to the Workers' Welfare Fund Ordinance, 1971 (WWF Ordinance). As a result of this amendment it may be construed that all Collective Investment Schemes / mutual funds (CISs) whose income exceeds Rs. 0.5 million in a tax year, have been brought within the scope of WWF Ordinance, thus rendering them liable to pay contribution to WWF at the rate of 2% of their accounting or taxable income, whichever is higher. In this regard, a constitutional petition has been filed by certain CISs through their Trustees in the Honourable High Court of Sindh (SHC), challenging the applicability of WWF to CISs, which is pending adjudication.

Prior to 2011, a clarification was issued by the Ministry of Labour and Manpower (the Ministry) which stated that mutual funds are not liable to contribute to WWF. This clarification was forwarded by the Federal Board of Revenue (FBR) (being the collecting agency of WWF on behalf of the Ministry) to its collectorates for necessary action. Based on this clarification, FBR also withdrew notice of demand which it had earlier issued to one of the funds managed by Al Meezan Investment Management Limited for collection of WWF.

In 2012, the Honourable Lahore High Court (LHC) in a Constitutional Petition relating to the amendments brought in the WWF Ordinance, 1971 through the Finance Act, 2006 and the Finance Act, 2008 declared the said amendments as unlawful and unconstitutional. In March 2013, a large bench of Sindh High Court (SHC) in various Constitutional Petitions declared that amendments brought in the WWF Ordinance, 1971 through the Finance Act, 2006 and the Finance Act, 2008 do not suffer from any constitutional or legal infirmity. However, the Honourable High Court of Sindh has not addressed the other amendments made in WWF Ordinance 1971 about applicability of WWF to the CISs which is still pending before the court.

The Management Company believes that the aforementioned constitutional petition pending in SHC has strong grounds for decision in favour of the mutual funds. However, the management as a matter of abundant caution, has decided to continue to maintain the provision for WWF amounting to Rs. 15.112 million (including Rs. 3.342 million for the current period) upto 31 March 2014. Had the WWF not been provided, the NAV per unit of the Fund would have been higher by Rs. 2.96 per unit.

9. CONTINGENCIES AND COMMITMENTS

There are no contingencies and commitments as at 31 March 2014.

10. DISTRIBUTION

The fund makes regular distribution on a monthly basis and has made following distribution during the period.

Date	Rate	Bonus		Cash	Total
		Unit	Amount	Distribution	
----- (Rupees) -----					
30-Jun-13	2.96	17,342	8,671,132	9,241,007	17,912,139
28-Aug-13	2.85	16,434	8,217,404	8,897,621	17,115,025
28-Sep-13	3.09	17,292	8,645,848	9,646,926	18,292,774
31-Oct-13	2.99	19,417	9,708,695	9,334,665	19,043,360
28-Nov-13	3.19	18,442	9,221,356	9,959,411	19,180,767
28-Dec-13	3.24	17,067	8,533,630	10,115,554	18,649,184
28-Jan-14	3.16	16,678	8,338,725	6,701,605	15,040,330
28-Feb-14	3.85	27,181	13,590,998	8,172,674	21,763,672
28-Mar-14	3.02	18,322	9,161,160	6,410,815	15,571,975
Interim Distribution for the period	<u>28.35</u>	<u>168,175</u>	<u>84,088,948</u>	<u>78,480,278</u>	<u>110,193,249</u>

11. TAXATION

The Fund's income is exempt from Income Tax as per clause (99) of part I of the Second Schedule of the Income Tax Ordinance, 2001 subject to the condition that not less than 90% of the accounting income for the year as reduced by capital gains whether realised or unrealised is distributed amongst the unit holders. Furthermore, as per regulation 63 of the Non-Banking Finance Companies and Notified Entities Regulations, 2008, the Fund is required to distribute 90% of the net accounting income other than unrealized capital gains / loss to the unit holders. The Management Company intends to distribute sufficient accounting income of the Fund for the year ending 30 June 2014 in order to comply with the above stated clause to enjoy the tax exemption. Accordingly, no tax provision has been made in these financial information for the nine months period ended 31 March 2014.

12. TRANSACTIONS WITH CONNECTED PERSONS / RELATED PARTIES

Connected persons / related parties include Alfalah GHP Investment Management Limited being the Management Company, Funds under management of the Management Company, GHP Arbitrium AG, Bank Alfalah Limited, MAB Investment Incorporated being associated companies of Management Company, Alfalah Insurance Company Limited, Bank Alfalah Limited - Employees' Provident Fund, Bank Alfalah Limited - Employees' Gratuity Fund, Alfalah GHP Investment Management Limited - Staff Provident Fund, directors and key management personnel of Alfalah GHP Investment Management Limited and Central Depository Company of Pakistan Limited (CDC) being the

outgoing trustee of the Fund, MCB Financial Services Limited (MCBFSL) being the incoming trustee of the Fund and other associated companies and connected persons. The transactions with the connected persons / related parties are in the normal course of business, at contractual rates and terms determined in accordance with market rates.

Remuneration payable to the Management Company and the Trustee is determined in accordance with the provisions of NBFC Rules 2003, NBFC Regulations 2008 and the Constitutive Documents respectively.

12. Details of transactions and balances at period end with related parties / connected persons, other than those which have been disclosed elsewhere in these financial statements, are as follows:

	(Un-audited) March 31, 2014	(Audited) June 30, 2013
	----- (Rupees) -----	
Alfalah GHP Investment Management Limited		
- Management Company		
Balance at beginning of the period / year	2,950,470	2,904,246
Remuneration for the period/year	<u>21,427,997</u>	<u>29,534,158</u>
Sales tax on Management fee for the period / year	<u>3,977,041</u>	<u>4,760,465</u>
FED Payable	<u>3,428,480</u>	<u>224,401</u>
	<u>28,833,518</u>	<u>34,519,024</u>
Amount paid during the period / year	<u>(24,942,531)</u>	<u>(34,472,800)</u>
Balance at the end of the period / year	<u><u>6,841,457</u></u>	<u><u>2,950,470</u></u>
MCB Financial Services Limited - Trustee		
Balance at beginning of the period / year	188,506	-
Remuneration for the period / year	<u>1,736,093</u>	<u>2,150,238</u>
	<u>1,924,599</u>	<u>2,150,238</u>
Amount paid during the period / year	<u>(1,738,924)</u>	<u>(1,961,732)</u>
Balance at the end of the period / year	<u><u>185,675</u></u>	<u><u>188,506</u></u>
Bank Alfalah Limited		
	(Un-audited)	(Audited)
	March 31, 2014	June 30, 2013
	----- (Rupees) -----	
Deposits at the end of the period / year	<u>9,173,500</u>	<u>81,050,149</u>
Term deposits receipts at the end of the period / year	<u>-</u>	<u>600,000,000</u>
Profit receivable on term deposits receipts at the end of the period / year	<u>-</u>	<u>2,889,863</u>
Profit receivable on deposit account at the end of the period / year	<u>232,604</u>	<u>-</u>
Market Treasury bills	<u>-</u>	<u>1,980,541,224</u>

	31 March		31 March	
	2014 (Unaudited) (Units)	2014 (Unaudited) (Rupees)	2013 (Unaudited) (Units)	2013 (Unaudited) (Rupees)
Units sold to:				
- Bank Alfalah Limited	-	-	-	-
- Alfalah Insurance Company Limited	-	-	39,907	20,044,489
- Alfalah GHP Investment Management Limited - Management Company	27,921	14,000,000	-	-
- Chief Executive	-	-	-	-
- Other Executives	-	-	10,800	5,427,220
Units redeemed by:				
- Alfalah GHP Investment Management Limited - Management Company	557,855	280,000,000	17,906	9,000,000
- Bank Alfalah Limited	999,201	500,000,000	-	-
- Alfalah Insurance Company Limited	43,840	22,000,000	307,495	1,550,000,000
- Chief Executive	90	44,447	-	-
- Other Executives	4,694	2,721,424	5,354	2,682,563
Bonus Units distributed				
- Alfalah Insurance Company Limited	9,116	4,558,001	16,619	8,309,515
- Alfalah GHP Investment Management Limited - Management Company	16,500	8,250,118	43,003	21,501,907
- Chief Executive	1	516	-	-
- Other Executives	-	-	577	288,293
Units held by:				
Bank Alfalah Limited			2,000,739	2,999,940
Bank Alfalah Limited - Employees' Gratuity Fund			100,000	100,000
Alfalah Insurance Company Limited			152,366	187,090
Alfalah GHP Investment Management Limited - Management Company			140,389	653,823
Chief Executive			-	89.00
Other Executives			-	4,694
Cash Dividend Paid to:				
Bank Alfalah Limited			75,026,317	131,727,120
Bank Alfalah Limited - Employees' Gratuity Fund			2,835,000	4,391,320

**For Alfalah GHP Investment Management Limited
(Management Company)**

Chief Executive

Director

13. DATE OF AUTHORIZATION FOR ISSUE

These condensed interim financial statements were authorized for issue on 24th April, 2014 by the Board of Directors of the Management Company.

14. GENERAL

Figures have been rounded off to the nearest rupee.



**For Alfalah GHP Investment Management Limited
(Management Company)**

Chief Executive

Director