

CONTENTS

	Page No.
Fund's information.....	1
Mission and Vision Statement.....	2
Report of the Directors of the Management Company.....	3
Condensed Interim Statement of Assets and Liabilities.....	6
Condensed Interim Income Statement.....	7
Condensed Interim Statement of Comprehensive Income.....	8
Condensed Interim Distribution Statement.....	9
Condensed Interim Statement of Movement in Unit Holders' Funds.....	10
Condensed Interim Statement of Cash Flows.....	11
Notes to the Condensed Interim Financial Statements.....	12

FUND'S INFORMATION

Management Company:	Alfalah GHP Investment Management Limited 8-B, 8th Floor, Executive Tower, Dolmen City, Block-4, Clifton, Karachi..
Board of Directors of the Management Company:	- Ms. Maheen Rahman - Syed Ali Sultan - Mr. Michael Hermann - Mr. Hanspeter Beier - Mr. Amin Dawood Saleh - Mr. Muhammad Asif Saad - Mr. Abid Naqvi
Head of Finance:	- Syed Hyder Raza Zaidi
Company Secretary:	- Moinuddin
Audit Committee:	- Syed Ali Sultan - Mr. Abid Naqvi - Mr. Amin Dawood Saleh
HR Committee:	- Syed Ali Sultan - Mr. Michael Hermann - Ms. Maheen Rahman
Trustee:	Central Depository Company of Pakistan Limited CDC House, 99-B, Block 'B', SMCHS, Main Shara-e-Faisal, Karachi
Fund Manager:	Mr. Imran Altaf
Bankers to the Fund:	Bank Alfalah Limited
Auditors:	Ernst & Young Ford Rhodes Sidat Hyder Chartered Accountants Progressive Plaza, Beaumont Road P.O.Box 15541, Karachi 75530 Pakistan
Legal Advisor:	Bawaney & Partners Room No. 404, 4th Floor Beaumont Plaza, 6-cl-10 Beaumont Road, Civil Lines Karachi.
Registrar:	Alfalah GHP Investment Management Limited 8-B, 8th Floor, Executive Tower, Dolmen City, Block-4, Clifton, Karachi.
Distributor:	Bank Alfalah Limited
Rating:	Stability Rating 3 Star by PACRA

MISSION STATEMENT

"To be the best money management company in Pakistan. We will hold our clients money in sacred trust that has to be actively protected and sustainably nurtured so as to achieve client objectives".

VISION STATEMENT

"To be the leading wealth management firm by offering global investment advice, trust services, family estate planning etc for all Pakistani clients whether based in Pakistan or abroad".

REPORT OF THE DIRECTORS OF THE MANAGEMENT COMPANY FOR THE THREE MONTH PERIOD ENDED 30 SEPTEMBER, 2014

To our valued Unit Holders,

On behalf of the Board of Directors, I am pleased to present the Financial Statements of Alfalah GHP Value Fund (AGVF) for the three months ended 30 September, 2014. The Financial Statements of the Schemes prepared by the Management Company present true and fair view of the state of affairs of the Schemes and results of their operations, cash flows and movement in unit holders' funds.

Economic Review

Inflationary pressure eased off slightly in 1QFY15, with CPI for the quarter declining to 7.5% versus 8.1% in 1QFY14. SBP kept the discount rate unchanged at 10% in its mid-Sep bi-monthly MPS in line with market expectations. SBP cited increased risk to (1) CPI due to monsoon floods and (2) balance of payments owing to delay in IMF tranche and consequent bilateral and multilateral flows. 6M KIBOR averaged at 10.18% during Sep-14, steady since Apr-14.

Trade deficit posted an adverse trend over the quarter, increasing by 45% to US\$6.5bn. The deficit rose particularly high over August, clocking in higher by 96% on MoM basis and by 77% on YoY basis to US\$2.8bn (a multi-year high). The higher statistic was primarily led by 40% MoM increase in imports, which rose to US\$4.7bn. Oil imports increased by 66% MoM and 12.5% YoY mainly led by higher volume. In this connection, softer global crude oil prices should alleviate the oil import bill in the coming months, providing some cushion to the balance of payments. Lower prices have already started to make an impact, as trade deficit for September clocked in lower at US\$2.4bn owing to 3% drop in import value.

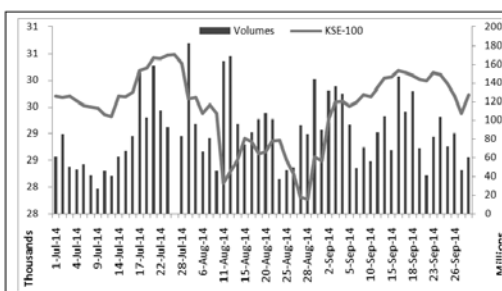
Delays in IMF tranche and privatization proceeds have brought down US\$306mn in Sep-14 at US\$13.3bn. The IMF has clubbed payments of Sept & Dec review together and is expected to disburse US\$1.1bn in Dec easing pressure on rupee and foreign exchange reserves. Furthermore issuance of US\$500mn Sukuk and secondary offering of OGDC are both in the pipeline and will be positive, however, the timing remains uncertain.

Capital Markets Review

EQUITIES REVIEW

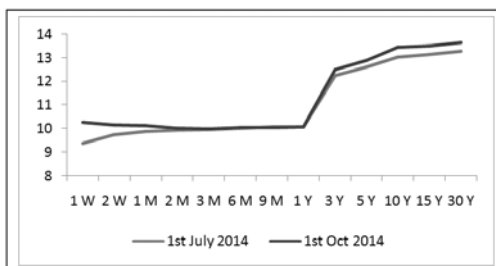
The KSE-100 remained range bound in the 1QFY15, with a 0.25% return for the period. The major reason for the relatively lackluster performance during 1QFY15 was primarily driven by political turmoil in the capital which began mid Aug and continued till the end of the quarter. Once politics took the front seat, economic reform agenda was put on the back burner and expectation of derailment of the economic reform process led to lack of confidence within equity investors.

Going forward, we expect the market to consolidate around 30,000 index level with valuations and earnings growth in specific sectors warrants focus on a selected group of stocks rather than the broader index.



MONEY MARKET REVIEW

In the monetary policy conducted in September, the State Bank of Pakistan maintained the discount rate at 10% to strike a balance between fiscal factors and growth considerations. Although the policy decision did not have any bearing on the money market, secondary market yields climbed, nevertheless, and stayed high during a large part of September as liquidity remained constrained and OMO injections were less generous.



With monetary easing opportunities left behind, the State Bank is now widely expected to maintain a stable monetary policy till inflation picks up at the start of the next calendar year.

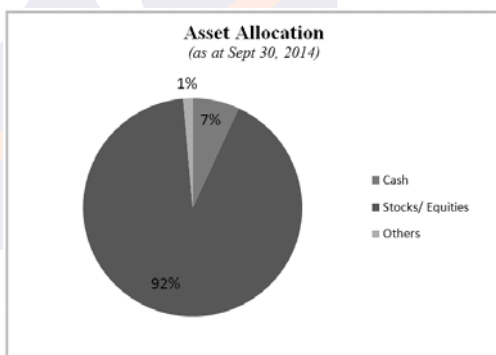
Fund Operations and Performance

Alfalah GHP Value Fund

In 1QFY15, AGVF earned a return of 0.85% while its benchmark earned a return of 1.41% during the same period.

The fund maintained 60% - 75% exposure to equities and initiated exposure to PIBs to elevate income from fixed-income placements.

On the equity front, the fund maintained relatively higher exposure to Oil & Gas, Commercial Banks, Construction & Material, and Automobile & Parts. Although the fund performed well over July and September, August proved to be sluggish and dragged down fund



return on account of steep value erosion in Automobiles and Construction & Materials.

The fund lowered exposures to Construction & Material but maintained exposures to other sectors. With recovery in market confidence amidst political de-escalation, significant recovery was observed in majority of sectors the fund was invested in. This was evident from the top peer-group return of 4.60% posted by AGVF for September. The fund also beat the benchmark by 218bps over the same month.

Going forward, the fund shall increase exposure to Commercial Banks (stronger NIMs / PIB exposure) and Automobiles (higher sales / JPY depreciation) to outperform the benchmark.

Key Financial Data

Rs. In million

Description	Three month period ended 30 September 2014	Three month period ended 30 September 2013
Net Assets at end of the period	209.706	110.705
Gross income earned	7.151	5.235
Net comprehensive income	4.817	1.909
Net Assets Value per Unit (Rs.)	58.88	57.90
Issuance of units during the period	19.665	6.599
Redemption of units during the period	18.741	8.239

Future Outlook

Going forward, we believe the market shall continue to perform well on the back of strong overall corporate results. We believe investors will benefit more from bottom-up investment philosophy as good opportunities are available in selected scrips that carry high return potential. Hence the equity linked funds should remain with heavy market exposure.

Interest rate stability will make medium to long term bond more attractive than short term instruments hence the focus will be to maximize duration on all fixed income portfolios.

Acknowledgement

The Directors express their gratitude to the Securities and Exchange Commission of Pakistan for its valuable support, assistance, and guidance. The Board also thanks the employees of the Management Company and the Trustee for their dedication and hard work and the unit holders for their confidence in the Management.

For and on behalf of the Board

Chief Executive Officer

Date: October 27, 2014

**CONDENSED INTERIM STATEMENT OF
ASSETS AND LIABILITIES
AS AT 30 SEPTEMBER 2014**

	30 September 2014 (Unaudited)	30 June 2014 (Audited)
	----(Rupees in '000)----	
Note		
Assets		
Bank balances	5 38,951,343	10,060,814
Investments	6 428,190,595	563,152,099
Dividend and profit receivable	4,047,386	916,001
Advances, Deposits and other receivables	2,600,000	2,600,000
Receivable against sale of Investments	4,422,647	-
Total assets	478,211,971	576,728,914
Liabilities		
Payable to Alfalah GHP Investment Management Limited - Management Company	3,523,402	3,012,232
Payable to Central Depository Company of Pakistan Limited - Trustee	149,548	161,534
Payable to Securities and Exchange Commission of Pakistan -Annual fee	108,838	495,419
Provision for Workers Welfare Fund	10,957,188	10,901,727
Accrued expenses and other liabilities	1,648,882	1,380,727
Total liabilities	16,387,858	15,951,639
Contingencies and Commitments	9 -	-
Net assets	<u>461,824,113</u>	<u>560,777,275</u>
Unit holders' funds (as per statement attached)	<u>461,824,113</u>	<u>560,777,275</u>
	(Number of units)	
Number of units in issue	<u>8,319,717</u>	<u>10,187,632</u>
	(Rupees)	
Net asset value per unit	<u>55.51</u>	<u>55.04</u>

The annexed notes 1 to 15 form an integral part of these condensed interim financial information.

**For Alfalah GHP Investment Management Limited
(Management Company)**

Chief Executive

Director

**CONDENSED INTERIM INCOME STATEMENT (UNAUDITED)
FOR THE QUARTER ENDED 30 SEPTEMBER 2014**

	30 September 2014	30 September 2013
	<i>Note</i>	----(Rupees)----
Income		
Gain on sale of investment- HFT	(4,682,351)	46,723,849
Dividend income	3,539,264	5,981,208
Profit on deposit accounts with banks	989,599	1,836,603
Income from government securities	3,332,117	754,354
Unrealised appreciation / (diminution) in the value of investments -at fair value through profit or loss'	6.2 5,117,723	(48,040,667)
Total income	8,296,352	7,255,347
Expenses		
Remuneration of Alfalah GHP Investment Management Limited - Management Company	2,292,079	2,740,341
Sales tax on Management fee	7 402,798	508,607
Federal Excise Duty on Management Fee	8 362,715	438,455
Remuneration of Central Depository Company of Pakistan Limited - Trustee	229,203	274,034
Annual fee - Securities and Exchange Commission of Pakistan	108,838	130,166
Amortisation of preliminary expenses and floatation costs		-
Bank and settlement charges	79,279	147,218
Auditors' remuneration	115,840	107,123
Brokerage expense	532,672	2,342,555
Provision for workers' welfare fund	10 55,461	-
Fees and subscriptions	35,236	32,767
Printing and related cost	50,416	-
Total expenses	4,264,537	6,721,266
Net income from operating activities	4,031,815	534,081
Net element of income/(loss) and capital gains/(losses) included in prices of units issued less those in units redeemed	(1,314,209)	(10,595,180)
Net income/(loss) for the period	2,717,606	(10,061,099)

The annexed notes 1 to 15 form an integral part of these condensed interim financial information.

**For Alfalah GHP Investment Management Limited
(Management Company)**

Chief Executive

Director

**CONDENSED INTERIM STATEMENT OF
COMPREHENSIVE INCOME (UNAUDITED)
FOR THE QUARTER ENDED 30 SEPTEMBER 2014**

	30 September 2014	30 September 2013
Net income/(loss) for the period	<i>Note</i> 2,717,606	----(Rupees)---- (10,061,099)
Other comprehensive (loss):		
Net unrealised (diminution) during the period in fair value of investments classified as 'available for sale'	-	-
Other comprehensive (loss) for the period	-	-
Total comprehensive income/loss for the period	2,717,606	(10,061,099)

The annexed notes 1 to 15 form an integral part of these condensed interim financial information.

**For Alfalah GHP Investment Management Limited
(Management Company)**

Chief Executive

Director

**CONDENSED INTERIM DISTRIBUTION STATEMENT (UNAUDITED)
FOR THE QUARTER ENDED 30 SEPTEMBER 2014**

	30 September 2014	30 September 2013
	----- (Rupees) -----	
Undistributed income / (loss) brought forward:		
Realised	3,047,327	16,181,575
Unrealised	49,534,599	29,999,644
	52,581,926	46,181,219
Net income/(loss) for the period	2,717,606	(10,061,099)
	2,717,606	(10,061,099)
Undistributed income /(loss) carried forward:		
Realised	50,181,809	64,689,120
Unrealised	5,117,723	(28,569,000)
	55,299,532	36,120,120

The annexed notes 1 to 15 form an integral part of these condensed interim financial information.

**For Alfalah GHP Investment Management Limited
(Management Company)**

Chief Executive

Director

**CONDENSED INTERIM STATEMENT OF
MOVEMENT IN UNIT HOLDERS' FUNDS (UNAUDITED)
FOR THE QUARTER ENDED 30 SEPTEMBER 2014**

	30 September 2014	30 September 2013
	----- (Rupees) -----	
Net assets at the beginning of the period	560,777,275	572,352,090
Issue of 3765 units (2012: 135 units)	3,909,510	220,952
Redemption of 1,199,756 units (2012: 19,706 units)	(106,894,487)	(70,615,119)
	(102,984,977)	(70,394,167)
- amount representing accrued loss / (income) and realised capital losses / (gains) - transferred to the Income Statement	1,314,209	10,595,180
	1,314,209	10,595,180
Net unrealised appreciation / (diminution) on revaluation of investments classified as 'available-for-sale'	-	-
Gain / (loss) on sale of investment-HFT	(4,682,351)	46,723,849
Unrealised appreciation / (diminution) in the value of investments - 'at fair value through profit or loss'	5,117,723	(48,040,667)
Other net income / (loss) for the period	2,282,234	(8,744,281)
Net loss for the period less distribution	2,717,606	(10,061,099)
Net assets at the end of the period	461,824,113	502,492,004
	----- (Rupees) -----	
Net asset value per unit at the beginning of the period	55.04	54.43
Net asset value per unit at the end of the period	55.51	53.92

The annexed notes 1 to 15 form an integral part of these condensed interim financial information.

**For Alfalah GHP Investment Management Limited
(Management Company)**

Chief Executive

Director

**CONDENSED INTERIM STATEMENT OF CASH FLOWS (UNAUDITED)
FOR THE QUARTER ENDED 30 SEPTEMBER 2014**

	30 September 2014	30 September 2013
<i>Note</i>	-----(Rupees)----	
CASH FLOWS FROM OPERATING ACTIVITIES		
Net income/(loss) for the period	2,717,606	(10,061,099)
Adjustments for:		
Unrealised appreciation / (diminution) in the value of investments - 'at fair value through profit or loss'	(5,117,723)	28,569,000
Impairment in the value of investments classified as 'available for sale'	-	-
Reversal of impairment in the value of investments classified as 'available for sale'	-	-
Dividend income	(3,539,264)	(5,981,208)
Profit on deposit accounts with banks	(989,599)	(1,836,603)
Income from term finance certificates	-	-
Income from sukuk certificates	-	-
Income from government securities	(1,155,750)	-
Amortization of discount on TFC / sukuk certificates and PIB	-	-
Net element of income/(loss) and capital gains/(losses)		
Provision for Workers Welfare Fund	55,461	495,000
included in prices of units issued less those in units redeemed	<u>1,314,209</u>	<u>10,595,180</u>
	<u>(6,715,060)</u>	<u>21,780,270</u>
(Increase) / decrease in assets		
Investments	140,079,227	(126,236)
Receivable against sale of Investments	(4,422,647)	-
Advances, deposits and other receivables	-	(30)
	<u>135,656,580</u>	<u>(126,266)</u>
Increase / (decrease) in liabilities		
Payable against purchase of investments	-	33,854
Payable to Alfalah GHP Investment Management Limited - Management Company	511,170	35
Payable to Central Depository Company of Pakistan Limited - Trustee	(11,986)	1
Payable to Securities and Exchange Commission of Pakistan - Annual fee	(386,581)	(301)
Accrued expenses and other liabilities	268,155	234
	<u>380,758</u>	<u>33,823</u>
Dividend and profit received	<u>2,553,228</u>	<u>9,097</u>
Net cash flows (used in) / from operating activities	<u>131,875,506</u>	<u>21,696,924</u>
CASH FLOWS FROM FINANCING ACTIVITIES		
Amount received on issue of units	3,909,510	220,952
Payment against redemption of units	(106,894,487)	(70,615,119)
Net cash flows (used in) / from financing activities	<u>(102,984,977)</u>	<u>(70,394,167)</u>
Net increase in cash and cash equivalents during the period	<u>28,890,529</u>	<u>(48,697,243)</u>
Cash and cash equivalents at beginning of the period	<u>10,060,814</u>	<u>192,531</u>
Cash and cash equivalents at end of the period	<u><u>38,951,343</u></u>	<u><u>(48,504,712)</u></u>

The annexed notes 1 to 15 form an integral part of these condensed interim financial information.

**For Alfalah GHP Investment Management Limited
(Management Company)**

Chief Executive

Director

**NOTES TO THE CONDENSED INTERIM FINANCIAL INFORMATION (UNAUDITED)
FOR THE QUARTER ENDED 30 SEPTEMBER 2014**

1. LEGAL STATUS AND NATURE OF BUSINESS

Alfalalah GHP Value Fund is an open-end collective investment scheme (the Fund) established through a Trust Deed under the Trust Act, 1882, executed between Alfalah GHP Investment Management Limited, (the Management Company) and Central Depository Company of Pakistan Limited, (the Trustee). The Trust Deed was executed on May 19, 2005 and was approved by the Securities and Exchange Commission of Pakistan (SECP) in accordance with the NBFC (Establishment and Regulation) Rules 2003 (NBFC Rules), on May 13, 2005.

The Management Company of the Fund has been licensed by SECP to act as an Asset Management Company under NBFC Rules. The registered address of the Management Company is situated at 8th Floor, Executive Tower, Dolmen Mall, Block-5, Clifton, Karachi.

Alfalalah GHP Value Fund is listed on the Karachi Stock Exchange. The units of the Fund are offered to public on a continuous basis. The units are transferable and can be redeemed by surrendering them to the Fund. The Fund offers two types of units Growth and Income. Growth unit holders are entitled to bonus unit and Income unit holders are entitled to cash dividend at the time of distribution by the Fund.

The Fund is categorized as an asset allocation scheme and can invest in equity, debt and money market securities as authorized in Fund Offering Document.

The Pakistan Credit Rating Agency Limited (PACRA) has assigned 'AM3+' to the Management Company in its rating report dated June 20, 2014 and 3 -Star (short term) and 3-Star (long term) to the Fund in its rating report dated November 27, 2017.

The 'Title' to the assets of the Fund are held in the name of Central Depository Company of Pakistan Limited as the Trustee of the Fund.

These condensed interim financial statements comprise of the condensed interim statement of assets and liabilities as at 30 September 2014 and the related condensed interim income statement, condensed interim statement of comprehensive income, condensed interim distribution statement, condensed interim statement of movement in unit holders' funds, condensed interim statement of cash flows and notes thereto, for the three months period ended 30 September 2014.

2. BASIS OF PRESENTATION

2.1 Statement of compliance

These condensed interim financial statements have been prepared in accordance with the requirement of approved accounting standards as applicable in Pakistan, the Trust Deed, the Non-Banking Finance Companies (Establishment and Regulation) Rules, 2003 (the NBFC Rules), the Non-Banking Finance Companies and Notified Entities Regulations, 2008 (the NBFC Regulations) and directives issued by the Securities and Exchange Commission of Pakistan (SECP). Approved accounting standards comprise of such International Financial Reporting Standards (IFRSs) issued by the International Accounting Standards Board as are notified under the Companies Ordinance, 1984. Wherever the requirements of the Trust Deed, the NBFC Rules, the NBFC Regulations or directives issued by SECP differ with the requirements of IFRSs, the requirements of the Trust Deed, the NBFC Rules, the NBFC Regulations or the directives issued by SECP shall prevail.

The disclosures made in these condensed interim financial statements have, however, been limited based on the requirements of the International Accounting Standard 34, 'Interim Financial Reporting' and should be read in conjunction with the financial statements of the Fund for the year ended 30 June 2014. These condensed interim financial statements are unaudited.

The Directors of the Asset Management Company declare that these condensed interim financial statements give a true and fair view of the Fund.

2.2 Basis of measurement

These condensed interim financial information have been prepared under the historical cost convention, except that investments held at 'fair value through profit or loss' category are measured at fair value.

2.3 Functional and presentation currency

These condensed interim financial information are presented in Pak Rupees which is the functional and presentation currency of the Fund.

2.4 Use of estimates and judgment

The preparation of condensed interim financial information requires the Management Company to make judgments, estimates and assumptions that affect the application of accounting policies and the reported amounts of assets and liabilities, income and expense. Actual results may differ from these estimates. The significant judgments made by the Management in applying accounting policies and the key sources of estimating uncertainty are the same as those that applied to financial statements as at and for the year ended 30 June 2014.

3. SIGNIFICANT ACCOUNTING POLICIES

The accounting policies adopted in the preparation of these condensed interim financial statements are same as those applied in the preparation of the financial statements of the Fund for the year ended 30 June 2014.

3.1 Earnings per unit

Earnings per unit (EPU) for the nine months and quarter ended 30 September 2014 has not been disclosed in these condensed interim financial statements as in the opinion of the management determination of weighted average units for calculating EPU is not practicable.

4. FINANCIAL RISK MANAGEMENT

The Fund's financial risk management objectives and policies are consistent with those disclosed in the financial statements as at and for the year ended 30 June 2014.

5. BANK BALANCES

	30 September 2014 (Unaudited)	30 June 2013 (Audited)
	Note	----(Rupees in '000)----
Deposit accounts	5.1 <u>38,951,343</u>	<u>10,060,814</u>

5.1 This represents saving deposit accounts maintained with various banks carrying mark-up rate of 7.50% (30 June 2014: 7% to 9.25%) per annum. This includes Rs. 38.91 million (30 June 2014: 0.591 million) with a related party which carries markup ranging from 7.50% per annum.

6. INVESTMENTS
- At fair value through profit or loss-held for trading

	30 September 2014 (Unaudited)	30 June 2014 (Audited)
	Note	----(Rupees in '000)----
In quoted equity securities	6.1 <u>304,471,334</u>	<u>312,707,914</u>
Investment in Government Securities	6.2 <u>123,719,268</u>	<u>250,444,185</u>
	<u>428,190,602</u>	<u>563,152,099</u>
	<u>428,190,602</u>	<u>563,152,099</u>

6.1 Quoted equity securities - held for trading

Name of the Investee company	Note	As at 01 July 2014	Purchases during the year	Bonus / Demerger/ rights Issue during the period	Sales during the year	As at 30 September 2014	Cost as at 30 September 2014	Market value as at 30 September 2014	Market value as a percentage of:	
						(Number of Sukuk bonds)	(Rupees)		net assets	total investments
Chemicals										
Engro Corporation Pakistan Limited		145,900	-	-	82,600	63,300	11,299,683	10,453,362	2.26	2.44
Engro Fertilizer Limited		15,390	13,500	-	-	28,890	8,175,578	8,062,408	1.75	1.88
Fauji Fertilizer Company Limited		43,900	-	-	-	43,900	4,927,775	4,980,016	1.08	1.16
ICI Pakistan Limited		-	2,700	-	-	2,700	1,221,895	1,431,216	0.31	0.33
							<u>25,624,931</u>	<u>24,927,002</u>		
Banks										
Bank Al-Falah Limited (a related party)		-	487,500	-	-	487,500	13,690,200	13,835,250	3.00	3.23
National Bank of Pakistan		-	147,000	-	-	147,000	8,696,878	8,893,500	1.93	2.08
Banl Al Habib Limited		-	194,500	-	-	194,500	8,941,495	8,805,015	1.91	2.06
Allied Bank Limited		178,000	-	-	105,200	72,800	10,003,448	8,231,496	1.78	1.92
Habib Bank Limited		126,000	40,000	-	85,900	80,100	15,364,917	16,755,318	3.63	3.91
United Bank Limited		111,437	-	-	11,700	99,737	16,811,669	18,784,467	4.07	4.39
Askari Bank Limited		700,000	307,000	-	280,000	727,000	15,179,830	16,097,850	3.49	3.76
							<u>88,688,437</u>	<u>91,402,896</u>		
Construction and material										
D.G Khan Cement Company Limited		-	63,000	-	63,000	-	-	-	-	-
Lucky Cement Limited		65,377	18,000	-	48,500	34,877	13,390,321	14,006,254	3.03	3.27
Cherat Cement Company Limited		-	19,000	-	19,000	-	-	-	-	-
Fauji Cement		-	219,000	-	105,000	114,000	2,409,869	2,221,860	0.48	0.52
Kohat Cement Company Limited		109,000	10,000	-	82,000	37,000	4,593,385	4,472,560	0.97	1.04
Maple Leaf Cement Factory Limited		823,500	-	-	823,500	-	-	-	-	-
Lafarge Pakistan Cement Limited		492,000	350,000	-	-	842,000	13,836,315	13,901,420	3.01	3.25
							<u>34,229,890</u>	<u>34,602,094</u>		
Electricity										
The Hub Power Company Limited		185,000	40,000	-	-	225,000	13,301,780	14,395,500	3.12	3.36
Kot Addu Power Company Limited		-	42,500	-	-	42,500	2,611,975	2,732,325	0.59	0.64
							<u>15,913,755</u>	<u>17,127,825</u>		
Oil and gas										
Mari Gas Company		-	24,500	-	-	24,500	4,009,447	4,749,893	1.03	1.11
Pakistan Petroleum Limited		103,684	-	-	18,000	85,684	19,222,349	19,368,868	4.19	4.52
Pakistan State Oil Company Limited		6,456	6,500	-	-	12,956	4,912,586	4,669,990	1.01	1.09
Oil & Gas Development Company Limited		92,036	38,100	-	-	130,136	34,347,276	32,151,400	6.96	7.51
Pakistan Oilfields Limited		19,700	3,800	-	-	23,500	13,552,290	12,488,840	2.70	2.92
							<u>76,043,948</u>	<u>73,428,991</u>		
Automobile and parts										
Pak Suzuki Motor Company Limited		150,000	35,000	-	156,800	28,200	7,906,033	8,244,120	1.79	1.93
Indus Motors		-	31,650	-	-	31,650	20,282,320	23,299,781	5.05	5.44
							<u>28,188,353</u>	<u>31,543,901</u>		
Fixed line telecommunication										
Pakistan Telecommunication		-	154,500	-	-	154,500	3,900,835	3,601,395	0.78	0.84
Sui Northern Gas Pipeline Limited		-	378,000	-	84,500	293,500	6,730,324	6,245,680	1.35	1.46
							<u>10,631,159</u>	<u>9,847,075</u>		
Household goods										
Thal Limited		-	600	-	600	-	-	-	-	-
Personal goods										
Nishat Mills Limited		120,100	41,500	-	-	161,600	18,385,495	19,230,400	4.16	4.49
Pharma and Bio Tech										
GlaxoSmith Kline Pakistan Limited		-	4,000	-	4,000	-	-	-	-	-
Industrial Engineering										
Al- Ghazi Tractors Limited		-	8,100	-	-	8,100	2,046,350	2,361,150	0.51	0.55
Total							<u>299,752,318</u>	<u>304,471,334</u>		

6.1.1 All shares have a face value of Rs. 10 each.

6.1.2 Investment includes 55,000 shares of Oil and Gas Development Company Limited and 25,000 shares of Pakistan Petroleum Limited, which have been deposited with National Clearing Company of Pakistan Limited as collateral against exposure margin and mark to market losses for settlement of the Fund's trades as allowed in Circular no.11 dated 23 October 2007 issued by Securities and Exchange Commission of Pakistan.

6.2 Investment in Government Securities

Issue date	Face value						Market value as at 30 September 2014	Market value as a percentage of:		
	As at 01 July 2014	Purchased during the year	Sold during the Period	Matured during the Period	As at 30 September 2014	Cost as at 30 September 2014		net assets	total investments	
	----- (Number of shares) -----						----- (Rupees) -----			
Treasury bills having face value of Rs.100 each										
Maturity upto 3 months	2,550,000	750,000	1,800,000	750,000	750,000	73,953,713	73,936,168	16.01	17.27	
Maturity upto 6 months	-	-	-	-	-	-	-	-	-	
Maturity upto 12 months	-	-	-	-	-	-	-	-	-	
Total	2,550,000	750,000	1,800,000	750,000	750,000	73,953,713	73,936,168			

6.2.2 Pakistan Investment Bond

Issue date	Face value						Market value as at 30 September 2014	Market value as a percentage of:		
	As at 01 July 2014	Purchased during the year	Sold during the Period	Matured during the Period	As at 30 September 2014	Cost as at 30 September 2014		net assets	total investments	
	----- (Number of shares) -----						----- (Rupees) -----			
3 years (18 July 2014)	-	50,000	-	-	50,000	49,424,243	49,783,100	10.78	11.63	
Total						49,424,243.00	49,783,100.00			
Grand Total						423,130,274	428,190,602			

30 September 2014 (Unaudited)
30 June 2014 (Audited)
----(Rupees in '000)----

6.2 Net Unrealized appreciation / (diminution) in the value of investments classified as 'at fair value through profit or loss'

Market value of investments	428,190,602	563,152,099
Less: Cost of investments	<u>(423,130,274)</u>	<u>(513,617,500)</u>
	5,060,328	49,534,599
Net unrealised (appreciation) / diminution in the value of investment at the beginning of the period / year	<u>(49,534,599)</u>	<u>33,652,644</u>
Realised on disposal during the period / year	<u>19,472</u>	<u>(33,652,644)</u>
	<u>(49,515,127)</u>	<u>-</u>
Net unrealised appreciation / (diminution) in the value of investment for the period / year	<u><u>(44,454,799)</u></u>	<u><u>49,534,599</u></u>

7. SALES TAX ON MANAGEMENT FEE

During the current period, an amount of Rs. 0.403 million (30 September 2013: Rs. 0.438 million) was charged on account of sales tax on management fee levied through Sindh Sales Tax on Services Act, 2011.

8 FEDERAL EXCISE DUTY ON MANAGEMENT FEE

As per the requirements of the Finance Act 2013, Federal Excise Duty (FED) at the rate of 16% on the services of the Management Company has been applied effective June 13, 2013. The Management Company is of the view that since the remuneration is already subject to provincial sales tax, further levy of FED results in double taxation, does not appear to be the spirit of the law. The matter has been collectively taken up by the Management Company jointly with other Asset Management Companies and Central Depository Company of Pakistan Limited on behalf of schemes through a constitutional petition filed in the Honourable Sindh High Court (SHC) during September 2013 which is pending adjudication. However, the SHC has issued a stay order against the recovery of FED. The Fund, as a matter of abundant caution, has charged FED and sales tax thereon in its financial statements with effect from June 13, 2013.

9. CONTINGENCIES AND COMMITMENTS

There are no contingencies and commitments as at 30 September 2014.

10. PROVISION FOR WORKERS' WELFARE FUND

The Finance Act, 2008 introduced an amendment to the Workers' Welfare Fund Ordinance, 1971 (WWF Ordinance). As a result of this amendment it may be construed that all Collective Investment Schemes / mutual funds (CISs) whose income exceeds Rs.0.5 million in a tax year, have been brought within the scope of the WWF Ordinance, thus rendering them liable to pay contribution to WWF at the rate of two percent of their accounting or taxable income, whichever is higher. In this regard, a constitutional petition has been filed by certain CISs through their trustees in the Honourable High Court of Sindh (SHC), challenging the applicability of WWF to the CISs, which is pending adjudication.

In August 2011, the Lahore High Court (LHC) issued a judgment in response to a petition in similar case whereby the amendments introduced in WWF Ordinance through Finance Acts 2006 and 2008 have been declared unconstitutional and therefore struck down. In March 2013, the SHC larger bench issued a judgment in response to various petitions in similar cases whereby the amendments introduced in the WWF Ordinance through Finance Acts 2006 and 2008 respectively (Money Bills) have been declared constitutional and overruled a single-member Lahore High Court (LHC) bench judgment issued in August 2011. However, as mentioned above, the constitutional petition challenging the applicability of WWF on mutual funds is still pending adjudication and not yet decided. The Management Company has considered the implications of the above judgment of SHC and is of the view that the matter will eventually be settled in its favor and WWF will not be levied on the Fund.

Further, in May 2014, the Honourable Peshawar High Court (PHC) held that the impugned levy of contribution introduced in the WWF Ordinance through Finance Acts, 1996 and 2009 lacks the essential mandate to be introduced and passed through a Money Bill under the constitution and, hence, the amendments made through the Finance Acts are declared as 'Ultra Vires'.

In view of the uncertainty on the applicability of WWF to mutual funds, the Management Company as a matter of prudence, has decided to continue to maintain the provision for WWF amounting to Rs.10.957 million (September 30, 2013: Rs.8.933 million) up to September 30, 2014. Had the provision not been made, the NAV per unit would have been higher by Rs.1.32 (2.38%) per unit (September 30, 2013: Rs.0.96 (1.78%) per unit).

11. TAXATION

The Fund's income is exempt from Income Tax as per clause (99) of part I of the Second Schedule of the Income Tax Ordinance, 2001 subject to the condition that not less than 90% of the accounting income for the year as reduced by capital gains whether realized or unrealized is distributed amongst the unit holders. Furthermore, as per regulation 63 of the Non-Banking Finance Companies and Notified Entities Regulations, 2008, the Fund is required to distribute 90% of the net accounting income other than unrealized capital gains / loss to the unit holders. The Management Company intends to distribute sufficient accounting income of the Fund for the year ending 30 June 2014 in order to comply with the above stated clause to enjoy the tax exemption. Accordingly, no tax provision has been made in these condensed interim financial statements for the three months and quarter ended 30 September 2014.

Remuneration payable to the Management Company and the Trustee is determined in accordance with the provision of the NBFC Rules 2003, the NBFC Regulations 2008 and Trust Deed respectively.

12.1 Details of transactions and balances at period end with related parties / connected persons, other than those which have been disclosed elsewhere in these condensed interim financial statements, are as follows:

12. TRANSACTIONS WITH CONNECTED PERSONS / RELATED PARTIES

Connected persons / related parties include Alfalah GHP Investment Management Limited being the Management Company, Funds under management of the Management Company, GHP Arbitrium AG, Bank Alfalah Limited and MAB Investment Incorporated being associated companies of Management Company, Bank Alfalah Limited - Employees' Provident Fund, Bank Alfalah Limited - Employees' Gratuity Fund, Alfalah GHP Investment Management Limited - Staff Provident Fund, directors and key management personnel of Alfalah GHP Investment Management Limited and Central Depository Company of Pakistan Limited (CDC) being the trustee of the Fund, and other associated companies and connected persons.

The transactions with connected persons are in the normal course of business, at contractual rates and terms determined in accordance with market rates.

Remuneration payable to the Management Company and the Trustee is determined in accordance with the provision of the NBFC Rules 2003, the NBFC Regulations 2008 and Trust Deed respectively.

12.1 Details of transactions and balances at period end with related parties / connected persons, other than those which have been disclosed elsewhere in these condensed interim financial statements, are as follows:

	30 September 2014 (Unaudited)	30 June 2014 (Audited)
	----- (Rupees) -----	
Alfalah GHP Investment Management Limited - Management Company		
Balance at beginning of the period / year	3,012,312	1,258,088
Remuneration for the period / year	2,292,079	10,396,495
Federal Excise Duty on Management Fee	362,715	1,929,594
Sales tax on Management fee for the period / year	402,798	1,663,384
	3,057,592	13,989,473
Amount paid during the period / year	(2,742,305)	(12,235,249)
Balance at the end of the period / year	<u>3,327,599</u>	<u>3,012,312</u>
Central Depository Company of Pakistan Limited		
Balance at beginning of the period / year	161,534	112,389
Remuneration for the period / year	229,203	1,037,955
CDS Charges for the period / year	7,308	90,643
	236,511	1,240,987
Amount paid during the period / year	(245,500)	(1,079,453)
Balance at the end of the period / year	<u>152,545</u>	<u>161,534</u>
Deposit with Central Depository Company of Pakistan Limited	<u>100,000</u>	<u>100,000</u>
Bank Alfalah Limited		
Profit on deposit accounts during the period / year	989,599	8,118,442
Balance in deposit accounts during the period / year	38,914,743	94,973
Bank charges during the period / year	3,254	10,528
Mark up receivable on bank deposits during the period / year	<u>375,013</u>	<u>708,920</u>

12.2 Unit Holder's Fund

	September 30, 2014									
	As at 01 July 2014	Issued for cash / conversion in / transfer in	Bonus	Redeemed / conversion out / transfer out	As at 30 Sept 2014	As at July 01, 2014	Issued for cash / conversion in / transfer in	Bonus	Redeemed / conversion out / transfer out	Net asset value as at September 30, 2014
	(Units)				(Rupees)					
Associated Companies / Undertakings										
Bank Alfalah Limited	2,889,739	-	-	-	2,889,739	159,065,397	-	-	-	160,408,241
GHP Arbitrium Holding Limited	-	-	-	-	-	-	-	-	-	-
Other Related Parties										
MAB Investment Inc.	2,613,576	-	-	-	2,613,576	143,864,008	-	-	-	145,078,543
Bank Alfalah Limited - Employees Provident Fund	1,046,210	-	-	-	1,046,210	57,588,549	-	-	-	58,074,692
Bank Alfalah Limited - Employees Gratuity Fund	1,087,072	-	-	-	1,087,072	59,837,763	-	-	-	60,342,918
Unit holder holding 10% or more Units										
EFU General Insurance Limited	1,938,306	-	-	1,938,306	-	106,693,852	-	-	-	-

	September 30, 2013									
	As at 01 July 2013	Issued for cash / conversion in / transfer in	Bonus	Redeemed / conversion out / transfer out	As at 30 Sept 2013	As at July 01, 2013	Issued for cash / conversion in / transfer in	Bonus	Redeemed / conversion out / transfer out	Net asset value as at September 30, 2013
	(Units)				(Rupees)					
Associated Companies / Undertakings										
Bank Alfalah Limited	2,889,739	-	-	-	2,889,739	157,288,496	-	-	-	155,814,729
GHP Arbitrium Holding Limited	1,179,455	-	-	-	1,179,455	64,197,751	-	-	-	63,596,228
Other Related Parties										
MAB Investment Inc.	2,211,207	-	-	-	2,211,207	120,356,011	-	-	-	119,228,295
Bank Alfalah Limited - Employees Provident Fund	885,143	-	-	-	885,143	48,178,333	-	-	-	47,726,910
Bank Alfalah Limited - Employees Gratuity Fund	919,714	-	-	-	919,714	50,060,015	-	-	-	49,590,961
Unit holder holding 10% or more Units										
EFU General Insurance Limited	1,195,292	-	-	1,195,292	-	65,059,765	-	-	-	-

13 DATE OF AUTHORIZATION FOR ISSUE

These condensed interim financial statements were authorized for issue on October 27, 2014 by the Board of Directors of Management company.

14 GENERAL

Figures have been rounded off to the nearest thousand rupees.

**For Alfalah GHP Investment Management Limited
(Management Company)**

Chief Executive

Director